


Churchyard records in the BLS database



British Lichen Society

Janet Simkin email: records@britishlichensociety.org.uk

Data

The database now holds more than 460,000 records for churchyards in England and Wales:

England	447,944
Wales	15,364
	<u>463,308</u>

These are derived from 11,300 churchyard cards, all with details of location, date and recorders.

Coverage

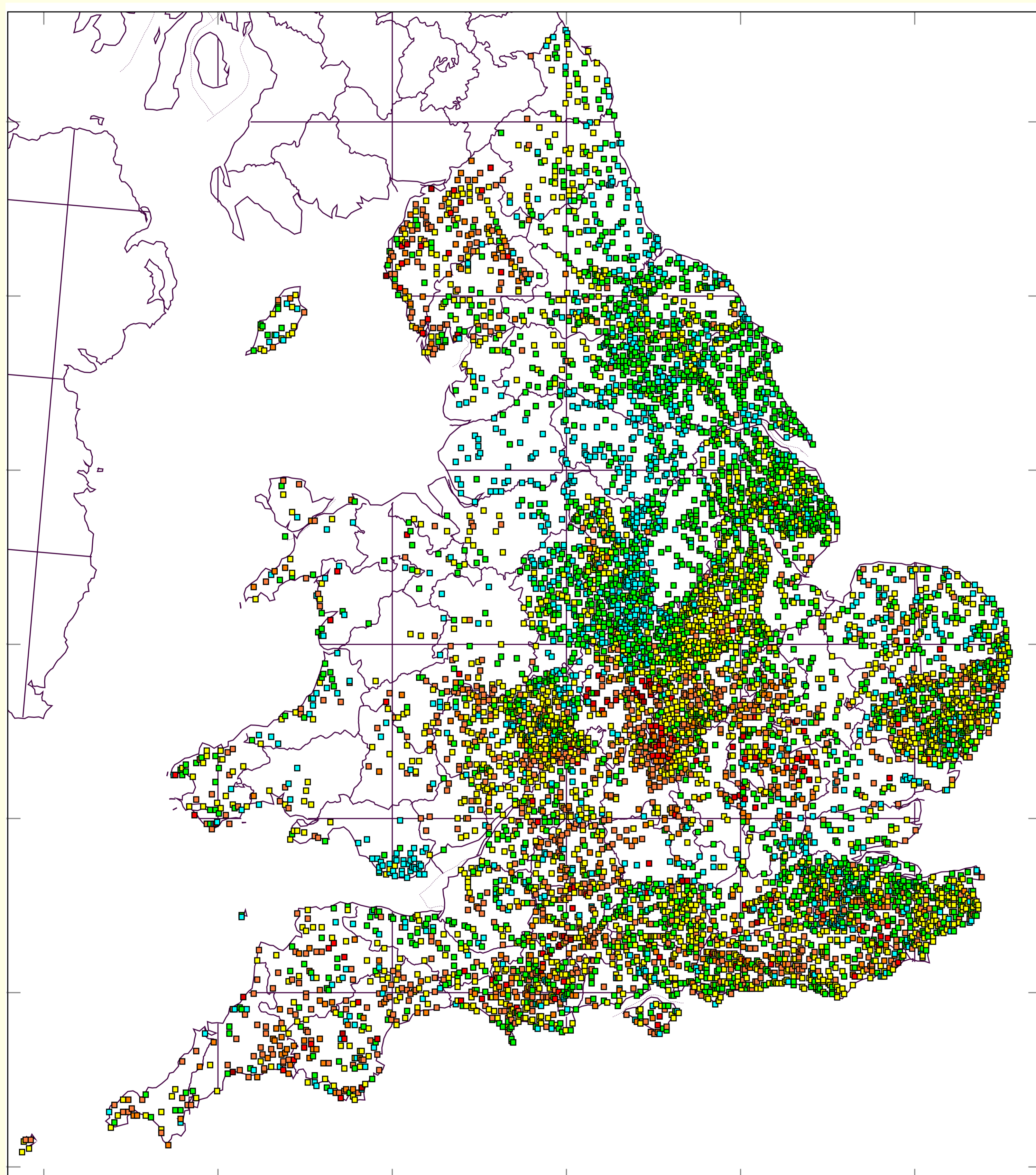
Some areas have been surveyed intensely, other less so, and of course some areas have far fewer churches than others.

The maps below show

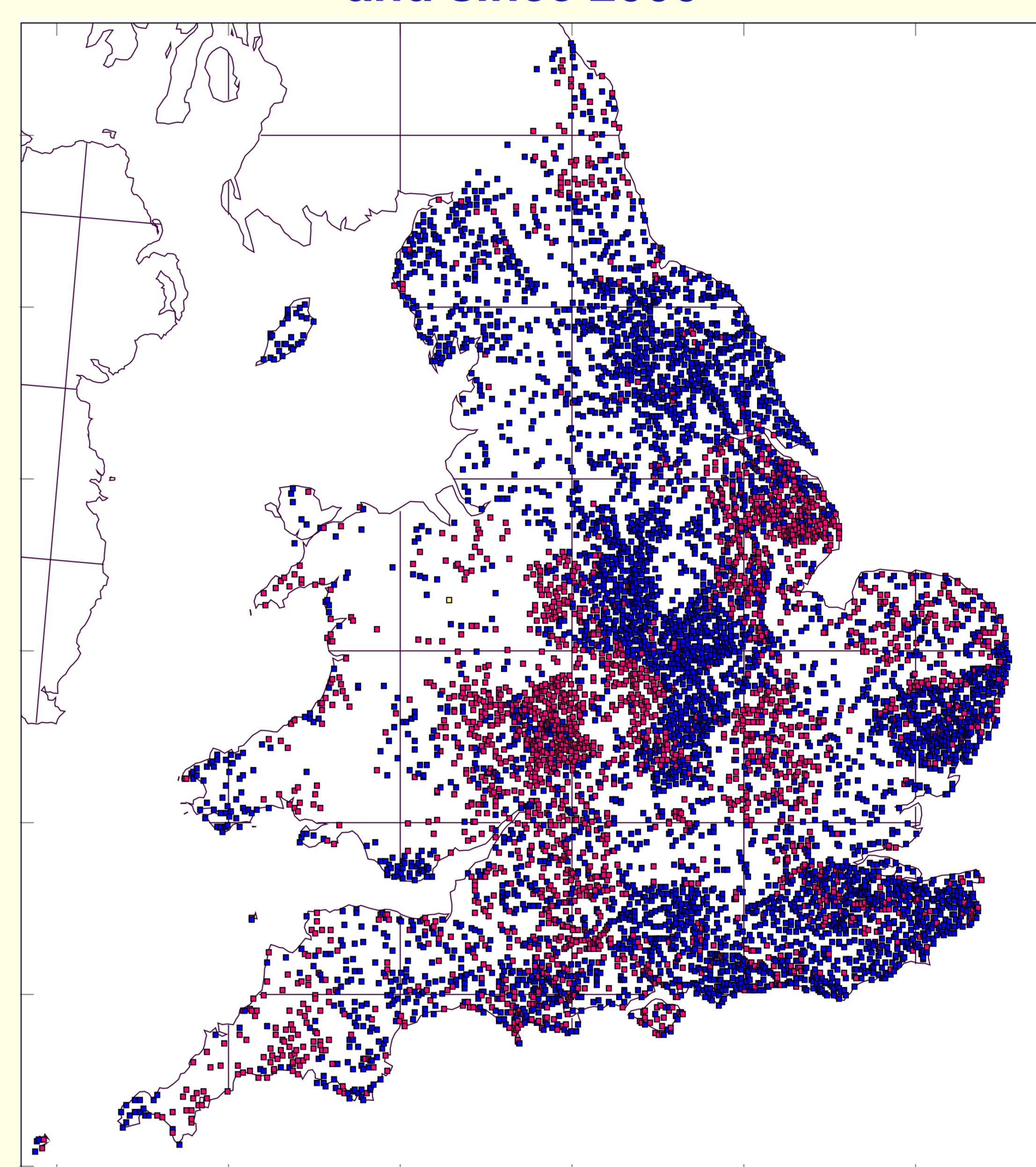
- Species richness, with the highest values shown in red
- Survey date, with 1960-1999 in blue, and 2000-2015 in red.

Revisits to churchyards that were surveyed in the past are providing valuable data on the changes in the lichen flora.

Churchyard species richness



Churchyard surveys before and since 2000



Taxa

970 lichen taxa, and 101 lichenicolous fungi, have been recorded. The most records are for:

<i>Candelariella vitellina</i>	9,045
<i>Lecanora dispersa</i>	9,002
<i>Verrucaria nigrescens</i>	8,438
<i>Caloplaca flavescens</i>	8,423
<i>Lecanora campestris</i>	8,236
<i>Caloplaca citrina</i>	7,991
<i>Physcia adscendens</i>	7,879
<i>Lecanora albescens</i>	7,650
<i>Xanthoria parietina</i>	7,602
<i>Phaeophyscia orbicularis</i>	7,363
<i>Psilolechia lucida</i>	7,295
<i>Diploicia canescens</i>	7,154
<i>Porpidia tuberculosa</i>	7,137
<i>Lecanora polytrpa</i>	7,074

The most frequently recorded lichenicolous fungi:

<i>Sarcopyrenia gibba</i> var. <i>gisleriana</i>	768
<i>Muellerella lichenicola</i>	143
<i>Opegrapha rupestris</i>	131
<i>Arthonia apotheciorum</i>	97
<i>Athelia arachnoidea</i>	97

There are 179 species for which we have only one record and another 103 with only two, 26.3% of the total list.

Vice counties

VCs with the most churchyard records:

15 East Kent	21,077
25 East Suffolk	21,070
32 Northamptonshire	18,764
70 Cumberland	18,316
37 Worcestershire	17,043
54 North Lincolnshire	16,546
55 Leicestershire	16,216
13 West Sussex	16,097
09 Dorset	16,057

Those with the fewest:

50 Denbighshire	651
52 Anglesey	590
51 Flintshire	327
47 Montgomeryshire	268

Churchyard records by VC

