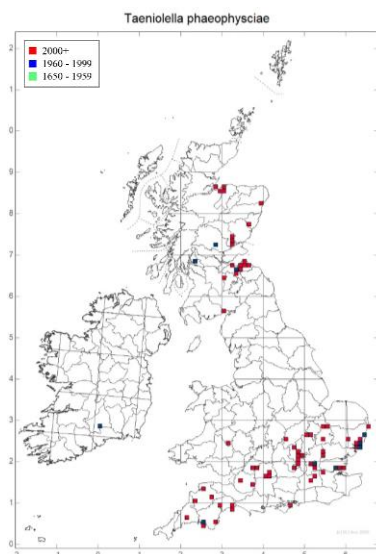
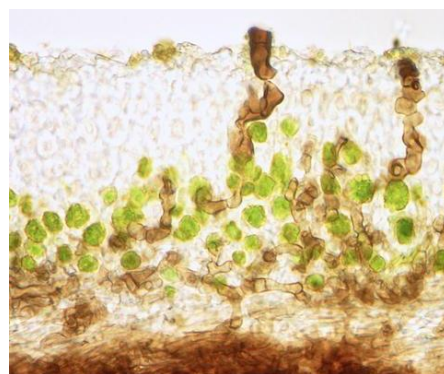
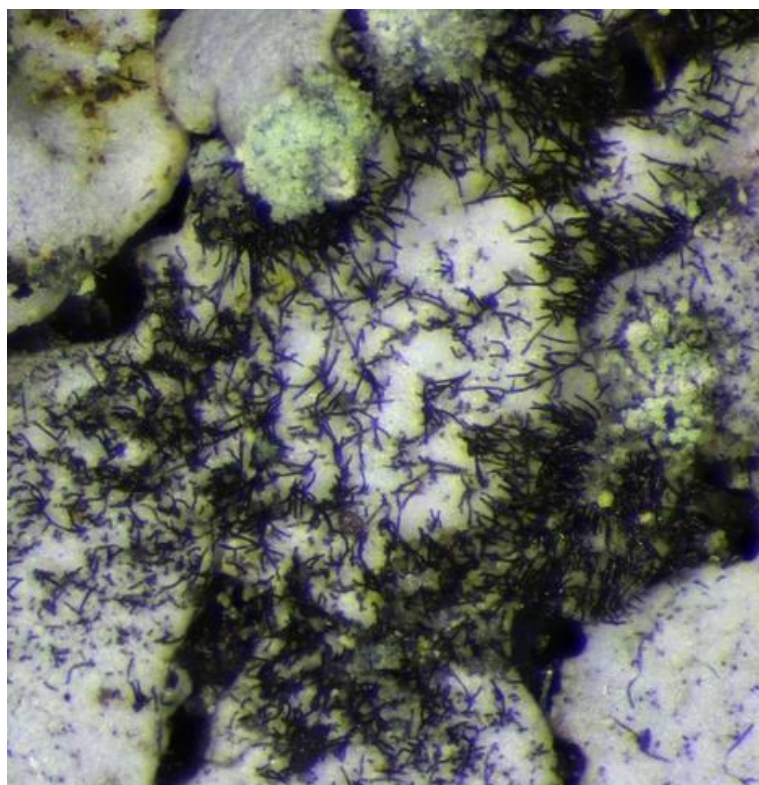


Taeniolella phaeophysciae



Identification: This fungus looks like dark, crowded bristles on the thallus of *Phaeophyscia orbicularis* and some related lichen species. Each 'bristle' is actually a chain of two-celled spores that often remain attached to each other. A section through the thallus of the host will show dark hyphae amongst the host's algal cells. Single hyphae grow up to the lichen surface to produce spores.

Similar species: There are no similar fungi recorded on *Phaeophyscia*, *Physcia* or *Physconia*..

Habitat: Pathogenic on species of *Phaeophyscia*, *Physcia* and *Physconia*.

Distribution: Probably widespread but under-recorded.

References: <http://fungi.myspecies.info/all-fungi/taeniolella-phaeophysciae>

Heuchert *et al* (2018) *Fungal Systematics and Evolution* 2: 69-261.